



PASTEL INSERT GRID INSTRUCTIONS



pastel insert grid parts list


- A. protective foam sheets (2)
- B. rear divider rail (1)
- C. front divider rail (1)
- D. divider strips (3)

1 *install protective foam sheet*



- Remove magnetic block and glass palette from Sienna Palette Box (sold separately).
- Place one of the protective foam sheets into the palette box.

2 *install rear divider*




B. rear divider rail

3 *install front divider*



C. front divider rail

4 *install divider strips*



D. divider strips

5 *protective foam*



A. protective foam sheet



sienna
plein air

Jack Richeson & Co., Inc.
557 Marcella St. Kimberly, WI 54136

1.800.233.2404
richesonart.com

