



Pure Kolinsky Sable Watercolor Brushes

The finest Kolinsky hair in the world comes from the Kolin Peninsula, and then only from the male Kolinsky. The female lives in an underground burrow and is rarely outside. The male is the hunter and forager. He hunts and brings bugs, worms and all kinds of tasty dishes back to the female and to the young. Because he is outdoors ninety percent of the time, his coat is rich, thick, and long. Their natural diet is one reason why farming the animals has never really been successful. Equipped with this information, we located the oldest brush manufacturers in Russia and asked them to make our top Kolinsky series. Using only the finest male Kolinsky, our brush makers go right to the source and purchase our Kolinsky directly from the fur traders. Most brush manufacturers purchase their Kolinsky from hair brokers, already processed into bulk packages. The hair used in Richeson Kolinsky brushes is prepared with great care right in our brush maker's factory. Even the most talented brush maker cannot make a top Kolinsky brush with badly prepared hair. After careful preparation of the hair, our brushes are created by hand so that each brush develops a needle point and a crisp snap and resiliency.

Painting by
Chris Van Winkle

Chris Van Winkle's expressive and evocative watercolors are stunning examples of the coming together of inspiration and technique. His basic procedure is to use bigger flats for the sky washes and larger shapes. *"Then, I step away for a few minutes, look the painting over, and take Kolinsky brushes for the finish. They are my brush of choice for the little licks and spots, the finishing detail."*

For more information on Chris and his workshop schedule, email chrisvw@charter.net.

Artist's Note:

Fine brushes can last a lifetime when properly cared for. Talk to your full service Artist Material Dealer about the best way to care for brushes. Ask him about treating your natural hair brushes with "Lard Oil" for extra long life. (Lard Oil is available at any hardware store and is the perfect conditioner for natural hair brushes). Natural hair needs conditioning just like human hair. **Note: Never use Lard Oil on a synthetic hair brush. It will ruin it.**

You'll find that your work improves and you will get a great deal of enjoyment from painting when you use good tools. Don't get trapped in the carded brush nightmare.

One of the exciting things about watercolor is the variety of tools that have been created at the urging of many painters. There are many different head shapes, handle shapes and sizes as well as different hair or fiber types. There are very

few "rights or wrongs" just different needs for different people. Through the next few pages you will find a variety of watercolor brushes and many appear contradictory. Use what works for you. Watch different watercolor videos and you will be amazed at the many different ways that fine painters select and use their tools.

To view our selection of fine artists' instructional videos, see page 203.

Pure Kolinsky Sable Watercolor Brushes

A. Kolinsky Series 6228

Short Handle Rounds

| Number | Size |
|--------|------|
| 622855 | 3/0 |
| 622844 | 2/0 |
| 622800 | 0 |
| 622801 | 1 |
| 622802 | 2 |
| 622803 | 3 |
| 622804 | 4 |
| 622805 | 5 |
| 622806 | 6 |
| 622808 | 8 |
| 622810 | 10 |
| 622812 | 12 |
| 622814 | 14 |

B. Kolinsky Series 6229

Short Handle Flats

| Number | Size |
|--------|--------|
| 622950 | 1/2" |
| 622975 | 3/4" |
| 622910 | 1" |
| 622951 | 1 1/2" |

Kolinsky Sable Brush Sets

Set of 5

Includes sizes 2/0, 1, 3 and 8 of series 6228 and size 3/4" of series 6229. Polybagged.

Number 622898

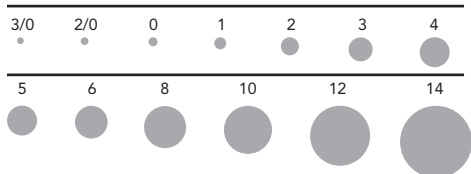
Set of 3

Includes sizes 8, 10 and 14 of series 6228. Packaged in a wooden box.

Number 622899



6228 Round Series Size Chart



Assortment shown on page 56.

Number 995039

Note on brush measurements:

Throughout the brush section, silhouettes are shown to represent each brush size. The measurement is taken at the width of the ferrule at the hair opening, with the exception of fan brushes which are measured at their widest point.

Natural Hair Watercolor Brushes

A. Kolinsky Series 7145

Short Handle Rounds

This brush was first designed for people with arthritis. The triangular shaped handle is thicker than other watercolor brushes and has since been adopted by people of all walks of the art world. People with large hands find it ideal.

| Number | Size |
|--------|------|
| 714577 | 5/0 |
| 714555 | 3/0 |
| 714544 | 2/0 |
| 714500 | 0 |
| 714501 | 1 |
| 714502 | 2 |
| 714503 | 3 |
| 714504 | 4 |
| 714505 | 5 |
| 714506 | 6 |

B. Kolinsky Series 2010

Short Handle Rounds

The 2010 Russian Kolinsky Watercolor Brush is the world's best kept secret. Made from the finest Pure Siberian Kolinsky Sable, (a distant relative of the Marten Weasel), this brush works like magic. This brush is a secret because of its appearance. The Russian brush makers are masters at brush making, but all of their attention goes into the head and the performance of the brush. Very little effort has gone into the cosmetics, but the heads are the world's best and the cost is very low.

Sizes are different. A Russian number 1 is about the same as an English number 1, but then they start to differ. A Russian size 8 is the same size as an English size 14. The Russian brush number designates the width, in millimeters, of the hair at the end of the metal ferrule. Properly made, the hair should fill that opening when tightly packed.

| Number | Russian Size | English Size |
|--------|--------------|--------------|
| 20100 | 0 | 0 |
| 20101 | 1 | 1 |
| 20102 | 2 | 2 |
| 20103 | 3 | 4 |
| 20104 | 4 | 6 |
| 20105 | 5 | 8 |
| 20106 | 6 | 10 |
| 20107 | 7 | 12 |
| 20108 | 8 | 14 |




The True Russian Brush – Straight From Siberia!

Painting by-
Buffalo Kaplinski

"The 7223 Sable has the qualities of the classic red Sable brushes that most watercolorists desire – good spring, points up well and responds to your touch."

For more information on Buffalo, visit www.pinonfineart.com.



C. Pure Sable Series 7223

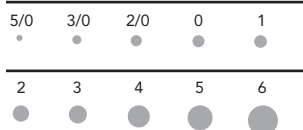
Short Handle Rounds

Sable, what is it? The real source is the Marten Weasel, generally located in Russia and China. The unique shape of each strand of hair is what makes this hair so great for brush making. It's a by-product of the fur industry as only the hair from the tail of the weasel is used in brush making. We use Sable hair that comes from a Northern Province of Russia. Our 7223 brush is the finest pure Sable watercolor brush on the market. Available in traditional English sizes.

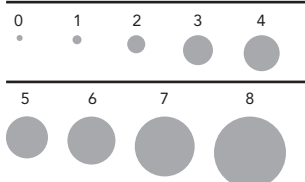
| Number | Size | Number | Size |
|--------|------|--------|------|
| 722355 | 3/0 | 722305 | 5 |
| 722344 | 2/0 | 722306 | 6 |
| 722300 | 0 | 722308 | 8 |
| 722301 | 1 | 722310 | 10 |
| 722302 | 2 | 722312 | 12 |
| 722303 | 3 | 722314 | 14 |
| 722304 | 4 | | |



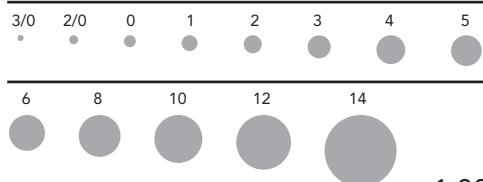
7145 Round Series Size Chart



2010 Round Series Size Chart



7223 Round Series Size Chart



Natural Hair Liners and Spotters

Professional Liners

Short Handle

A unique brush originally designed for engineers who had to do very precise striping or long line work. The need was for a tool that would carry a great deal of watercolor or ink, yet apply it in a very even, consistent manner. A fine line could be drawn with this brush that would be equal in width and over 4 feet long when used by an experienced hand. The center of the brush is made with very long hair and is surrounded by a thick body of hair that acts as the reservoir for paint. The two work as a team to act as a marvelous tool for the artist.

A. Kolinsky/Kolinsky Liner

Pure Kolinsky with an ultra fine tip.

| Number | Size |
|--------|------|
| 20465 | 6 |

B. Kolinsky/Squirrel Liner

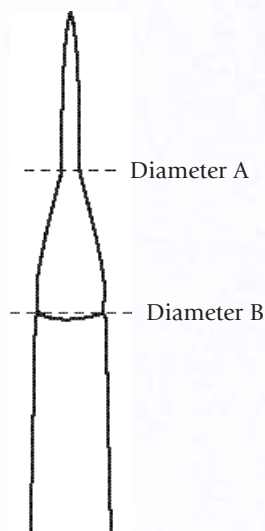
A fine, pure Kolinsky tip surrounded by Kazan Squirrel.

| Number | Size |
|--------|------|
| 20460 | 6 |

C. Sable/Squirrel Liner

An extra thick Red Sable tip surrounded by Canadian Squirrel.

| Number | Size |
|--------|------|
| 970702 | 2 |



D. Spotting/Retouching

Short Handle

Many artists have tried a traditional watercolor brush in a very small size for spotting or retouching, and in doing so have developed problems. The ideal tool for retouching is our 7140 pure Sable retouching brush. The brush is designed with a thick shaft at the ferrule and tapers quickly to a sharp needle point. The thick shaft gives the brush the strength to push thick bodies of paint and have a very fine point at the same time. A "must" for every painter.

| Number | Size |
|--------|------|
| 714000 | 0 |
| 714001 | 1 |
| 714002 | 2 |
| 714003 | 3 |
| 714004 | 4 |



Caring for Brushes

Paint brushes are an investment, and you want to get the most for your money you possibly can. If you care for it properly, a good brush will serve you for many years. Here are a few ways you can protect your investment, and avoid having to replace your brushes before they've reached their life expectancy.

- Clean your brushes as soon as you are finished painting. Paint of any type, even water-based paint, should never be allowed to dry in a brush. If needed, use a formulated brush cleaner to remove paint from hair. It may help to gently sweep the head of the brush brush back and forth against a brush washer or the palm of your hand to make sure that all paint is worked down from within the ferrule. Then use soap and warm water, rinse thoroughly and reshape.

- Between use, soak your brushes in water or solvent to keep the paint from drying in the hair. A brush holder that will hold the brushes suspended in the liquid, without crushing the hair, is an excellent investment (see page 162).

- Brushes should dry in an upright position to protect the shape. Allow your brushes to dry thoroughly before storing them in a closed container. A container made just for brushes is ideal, but a tool box with a separate compartment for brushes will also work well. Don't store your brushes in such a manner that the hair will be bent or have paints and other materials resting on top of them.

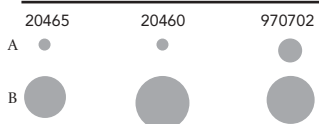
- Keep your brush handles dry. Even the finest brush handles will loosen and crack when left soaking. Fill your water or solvent container so that it just covers the brush head, and the handle doesn't get wet.

- Don't use watercolor brushes in acrylics or oils and expect them to deliver the same performance afterwards - they won't. You can use watercolor brushes with other mediums, but don't switch back and forth.

- Natural hair brushes get burnt out just like human hair. To care for their own hair, humans use a conditioner. We suggest you do the same to your animal hair brushes. Lard oil is our recommendation. It's inexpensive, found in any good hardware store and is just what a brush needs after weeks of painting on rough surfaces, and being cleaned with solvents. To rejuvenate your brushes, spread out an old turkish towel or other heavy rag, lay down your brushes with heads all pointing in one direction, then put a drop or two of oil on each brush head. Gently work the oil into the hair and wrap the brushes up in the towel (making sure brush heads aren't bent). Store for up to 2 weeks and when you unwrap the brushes, the oil should be fully absorbed. Wash brushes gently and they are ready to paint.

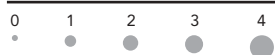
By taking care of your brushes they will last much longer!

Professional Liners Size Chart



Assortment shown on page 55.
Number 995042

7140 Round Series Size Chart



Yarka's Pure Kazan Squirrel Watercolor Brushes

Yarka™ brushes are unique! For many years, Fine Quality Sable and Squirrel hair were unavailable because of the restrictions caused by the "Cold War". The war is over and suddenly we have a fantastic source for natural hair. And, even better than that, a marvelous team of old world brush makers. Our Russian brush factory negotiates directly with the fur trappers in Siberia for first choice of the very best prized Kolinsky Sable and Kazan Squirrel. Each brush is expertly hand-crafted. The hair is carefully selected, processed and prepared for the final stages of brush craft. The brush heads are hand-tied, glued, fitted to seamless ferrules, and then glued and crimped onto natural Russian birch wood handles. Artists will be amazed at the performance of these fantastic tools.

Flat Wash Brush

Short Handle

Perfect for large watercolor washes, these pure Siberian Kazan Squirrel brushes can hold a lot of liquid. They are also great for varnishing – it goes on smooth, with no air bubbles!

| Number | Size |
|--------|------|
| 20510 | 1" |
| 20520 | 1¾" |

Assortment shown
on page 55.

Number 995042

This brush is great for varnishing an oil painting too!

Read what renowned artist, Kate Palmer, has to say about using this brush for varnishing:

"The very properties that make the Kazan squirrel flat wash brush great for watercolor also make it a superb varnishing brush for oil painters. The unique Kazan squirrel hair holds a lot of liquid, is soft and supple like no other hair, yet is easy to control. In varnishing, this means it can ride the irregular surface of an oil painting, leaving a consistently thin coat of varnish without pooling or grabbing, and it can cover a reasonable area without reloading. Always desirable, these qualities are critical to my way of working. I often start several paintings at one time in the studio, and go to the one that speaks most clearly to me while the others wait for completion. When I do a very large painting, say four by five feet, I may work it in stages, letting it dry in between. In both instances, the paint is not bone dry and this soft squirrel brush meets my need to put on a thin layer of retouch varnish without lifting either the thin transparent washes or the thick juicy passages that characterize my work."

Note: When using any natural hair brush in this manner, be sure to wash the brush immediately after use and do not let it soak in turpentine for long periods of time, as this will damage the delicate hair.

Artist's Note:

There are no laws in the U.S. to protect the consumers from fraudulent use of the trade names Kolinsky or Sable, so it is buyer beware. Learn to tell by feel. Check the snap, check the point. Make sure that a brush performs like the name on the handle.



A. Series 2040

Short Handle

This brush has truly been missing from the marketplace for years. Black Squirrel has been called the perfect watercolor tool. It is softer than Sable, points as well, holds more liquid and is easy to control. As it releases color, it loses some of its snap, so consequently it is better to use with a wet technique. Although less expensive than Sable, it is considered by many to be a better brush.

Short Handle Rounds

| Number | Yarka Size | English Size |
|--------|------------|--------------|
| 20401 | 1 | 1 |
| 20402 | 2 | 2 |
| 20403 | 3 | 4 |
| 20404 | 4 | 6 |
| 20405 | 5 | 8 |
| 20406 | 6 | 10 |
| 20407 | 7 | 12 |
| 20408 | 8 | 14 |
| 20409 | 9 | 15 |
| 20410 | 10 | 16 |

Short Handle Flat

| Number | Size |
|--------|------|
| 20424 | 1" |

B. Sky Wash Brush

Short Handle

Truly a magnificent watercolor tool. A flat oval squirrel brush that comes to a fantastic point. No other hair can perform as well as squirrel in this shape. The brush can be used as a three sided brush. You have the broad flat, the long thin side and the fine point. Every painter will fall in love with this great brush. Available in just 4 sizes.

| Number | Size | Diameter |
|--------|------|----------|
| 20602 | 2 | 1/4" |
| 20604 | 4 | 1/2" |
| 20606 | 6 | 3/4" |
| 20608 | 8 | 1" |

C. Classic Mop Brush

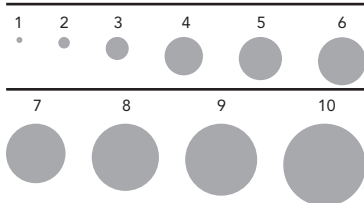
Short Handle

If you're old enough, you will remember this brush from before World War II. Made of Pure Black Kazan Squirrel hair, it has the shape of a large round brush when wet. Originally these brushes were made with quills of large sea birds for ferrules. Today we use plastic with wire to bind them. The brush is a real treat to use.

| Number | Size | Diameter |
|--------|------|----------|
| 20612 | 2 | 1/4" |
| 20614 | 4 | 1/2" |
| 20616 | 6 | 3/4" |
| 20618 | 8 | 1" |
| 20619 | 9 | 3/4" |
| 20620 | 10 | 7/8" |
| 20621 | 11 | 29/32" |
| 20622 | 12 | 15/16" |



2040 Round Series Size Chart



Assortment shown
on page 55.
Number 995042