



EASELS & FURNITURE



Jack Richeson

www.richesonart.com & Co., Inc.

557 Marcella St. Kimberly, WI 54136 | 800.233.2404 / 920.738.0744

SIENNA PLEIN AIR POCHADE BOXES

WHAT IS A POCHADE?

- Pochade boxes are essentially an easel and a palette in one
- Hold gessoed or canvas panels or stretched canvas
- Some include a removable tempered glass palette for oils and acrylics
- Includes a brush tray that stores on the back of the lid with magnets

Large & Medium Pochade Boxes

The Sienna Pochade Boxes are designed with ease of use, durability and versatility in mind. Beautiful to look at, convenient to use.

FEATURES:

- Lid will lay completely flat for watercolor
- Brush/accessory tray & supply hook
- Ergonomic Star Knobs
- Can be used as a table top easel
- Removable tempered glass palette (*hint: slip paper - white or colored - underneath to create a toned palette*)
- Rubber Canvas Bumpers & Panel Clips
- Aluminum Tripod Mounting Plate
2-1/2" x 2-1/2" x 1/4"

A. Medium Pochade Box

- Closed: 12-1/2" x 10-1/2" x 2-3/4"
- Net Weight: 4.4 lbs.
- Max canvas height: 14-1/2"
- Tempered glass palette: 9" x 10"
- Shipping:
 - Weight: 4.8 lbs.
 - Box: 14" x 11" x 3.25"
 - UPS/FedEx

NUMBER CT-PB-0910

B. Large Pochade Box

- Closed: 14-3/4" x 11-1/2" x 2-3/4"
- Net Weight: 5 lbs
- Max canvas height: 16-1/2"
- Tempered glass palette: 10" x 12"
- Shipping:
 - Weight: 5.8 lbs.
 - Box: 16.25" x 12" x 3.25"
 - UPS/FedEx

NUMBER CT-PB-1012



*transform for watercolor work with
watercolor palette inserts - pg 9*

SIENNA ALL-IN-ONE POCHADE BOX

All In One Pochade Box

Designed to carry all the essentials for a day of plein air painting.

FEATURES:

- 3 large storage compartments
- Wet panel storage compartment can carry two 9×12 or two 8×10 painting panels
- Lid will lay completely flat for watercolor
- Brush tray & paper towel holder
- Clear lacquered Birch Palette
- Rubber Canvas Bumpers & Panel Clips
- Aluminum Tripod Mounting Plate
2-1/2" × 2-1/2" × 1/4"

SPECS:

- Closed: 14-3/4" × 11-1/2" × 6"
- Storage compartments: 3-1/4" × 12-1/4"
- Net Weight: 6.8 lbs
- Max canvas height: 16-1/2"
- Palette area: 10" × 12"
- Shipping:
 - ▶ Weight: 8.8 lbs.
 - ▶ Box: 16.25" × 12.75" × 6.5"
 - ▶ UPS/FedEx

NUMBER CT-PB-1014



Supply Hangers

Additional Supply Hangers - works with all Sienna boxes. 2 pack

NUMBER CT-AY001



SIENNA PASTEL POCHADE & PASTEL INSERTS



Pastel Box

FEATURES:

- An easel and a pastel holder in one
- Holds 1/8" - 1/4" pastel panels, Gatorboard, and pastel paper taped to 1/4" foamcore
- Four large pastel storage compartments lined with a removable 1/4" foam layer
- Removable foam cover
- Accessory tray & supply hook

SPECS:

- Closed: 14-3/4" × 11-1/2" × 2-3/4"
- Net Weight: 4 lbs
- Max panel height: 16-1/4"
- Four compartments: 9-3/4" × 2-7/8" × 1/2"
- Tray: 10-3/8" × 7-5/8" × 1/2"
- Shipping:
 - ▶ Weight: 4.4 lbs.
 - ▶ Box: 16" × 12" × 3.25"
 - ▶ UPS/FedEx

NUMBER CT-PB-1411



Pastel Box Insert

Both storage area and lid are lined with foam to keep your pastels protected. A vertical divider helps with organization, divide pastels into lights and darks or warms and cools.

Fits: Sienna Pochade Boxes

MEDIUM PASTEL BOX

Two storage compartments: 4-1/8" × 6-5/8"

- Shipping:
 - ▶ Weight: 0.2 lbs.
 - ▶ Box: 10" × 8" × 0.75"

NUMBER CT-PP-0810

LARGE PASTEL BOX

Two storage compartments: 5-1/4" × 7-5/8"

- Shipping:
 - ▶ Weight: 0.4 lbs.
 - ▶ Box: 12.175" × 9.375" × 0.75"

NUMBER CT-PP-0912



Pastel Grid

The Pastel Grid easily transforms the **Palette Box** #CT-PS-100 into 4 pastel compartments that measure 9-1/8"(l) × 2-7/8"(w) × 1/2"(d)

- Shipping:
 - ▶ Weight: 0.4 lbs.
 - ▶ Box: 12.75" × 2.75" × 3"

THE PASTEL GRID KIT CONTAINS:

- Two protective foam sheets
- One rear divider rail
- One front divider rail
- Three divider strips
- Assembly instructions

NUMBER CT-PS-101



SIENNA SUPPLY BOXES

A. Palette Box

The versatile Palette box can be configured and used in multiple ways.

- Traditional painting box (*with included tempered glass palette*)
- Pastel box (*with optional pastel grid*)
- Watercolor box (*with optional watercolor palette*)
- French easel companion (*when tripod clamping blocks are removed*)

FEATURES:

- 10" × 12" tempered glass palette
- Two 6-1/2" × 10-1/2" folding accessory tray/brush holder & supply hooks
- Adjustable tripod clamping blocks
- 13-1/4"(l)/26-1/2"(open, shown below) × 11-1/2"(w) × 1-1/2"(d)
- Net Weight: 4 lbs.
- Shipping:
 - Weight: 4.2 lbs.
 - Box: 14.5" × 14.25" × 2.25"

NUMBER CT-PS-100



*adjustable tripod blocks
+ gravity hold these
boxes in place*

B. Supply/Palette Box

The Supply/Palette Box is designed to rest on the front legs of the Sienna Tripod and sets up in seconds.

FEATURES:

- Removable 10"×12" tempered glass palette
- Can be used with Watercolor Palette
- Two 5-7/8" × 10-5/8" folding brush holder/ accessory trays
- Adjustable tripod clamping blocks

DIMENSIONS:

- 13-3/4"(l)/27-1/2" (open, shown below) × 12-1/4"(w) × 3-3/8"(d)
- 2 compartments: 3-3/4 × 12"
- 1 compartment: 2-1/2" × 12"
- Net Weight: 5.5 lbs
- Shipping:
 - Weight: 6.8 lbs.
 - Box: 15.5" × 14.75" × 3.75"

NUMBER CT-PS-120



C. Supply Box

The Supply Box is designed to rest on the front legs of the Sienna Tripod and sets up in seconds.

FEATURES:

- Keeps all the essential supplies in one convenient box
- Built-in brush holes
- Paper towel holder
- Adjustable tripod clamping blocks

DIMENSIONS:

- 14-1/2"(l) × 9"(w)/14-1/2"(open) × 2"(d)
- Brush compartment: 1-5/8" × 13-1/2"
- Paint compartment: 3-3/4" × 13-1/2"
- Work surface: 5" × 13-1/2"
- Net Weight: 2.2 lbs.
- Shipping:
 - Weight: 3.2 lbs.
 - Box: 16.25" × 10" × 2.5"

NUMBER CT-SB-0101



SIENNA CANVAS/PANEL HOLDERS

Canvas/Panel Holder

The Sienna Canvas/Panel Holders are a breakthrough in lightweight plein air painting. Combined with Sienna's Palette Box, Tripod and Ultimate Plein Air Backpack (*sold separately*), you have a versatile lightweight easy-to-use traveling studio.

CANVAS HOLDER

- Compact size, yet versatile
- 14-1/4"(l) × 8-1/8"(w) × 3"(d)
- Holds canvases & panels from 8" to 30" tall
- Rubber canvas bumpers and panel clips
- Mounting plate works with most tripods
- Weight: 3 lbs.
- Shipping:
 - Weight: 3.4 lbs.
 - Box: 15.75" × 9" × 3.5"

NUMBER CT-PS-030

COMPACT CANVAS HOLDER

- Slim and lightweight
- 12-1/2"(l) × 7-1/8"(w) × 2-1/2"(d)
- Hold canvases & panels from 6" to 20" tall
- Rubber canvas bumpers and panel clips
- Mounting plate works with most tripods
- Weight: 1.5 lbs.
- Shipping:
 - Weight: 2 lbs.
 - Box: 14.25" × 7.5" × 3"

NUMBER CT-PS-020



SIENNA ULTIMATE PLEIN AIR BACKPACK & WET PANEL BOX



tripod holder

Ultimate Plein Air Backpack

The Sienna Ultimate Plein Air Backpack is the finishing touch to your plein air setup. It easily fits the Sienna Large Pochade Box + Supply Box + Wet Panel Box + Tripod + brush cleaner + all of your other painting supplies. Or it can hold the Canvas/Panel Holder + Supply/Palette Box + Wet Panel Box + Tripod + brush cleaner + all of your other painting supplies.

FEATURES:

- 18" tall, 16" wide, 8-1/2" deep
- Three padded compartments
- Zippered front pockets for supplies
- Zippered side pocket for solvent
- Tripod carrier straps and pouch for the tripod feet
- Mesh pouch for water bottle
- Large internal mesh pocket for small tools, extra painting panels or sketch pad
- Thickly padded back & shoulder straps
- Waist strap for comfortable hiking
- Heavy-duty carry handle
- Loop for hanging backpack under Tripod while painting
- Shipping:
 - ▶ Weight: 3 lbs.
 - ▶ Box: 17.75" x 19" x 4.25"
 - ▶ UPS/FedEx

NUMBER CT-BCK-1814



Wet Panel Box

The Sienna Wet Panel Box is the perfect way to transport your painting panels to and from your painting location or art class.

FEATURES:

- Lightweight and easy to transport
- Fits easily into a backpack or bag
- Closed: 10"(w) x 13"(h) x 2"(d)
- Possible panel configurations:
 - ▶ Four 9" x 12" x 1/8" panels
 - ▶ Two 9" x 12" x 1/4" panels
 - ▶ Two 9" x 12" x 1/8" and two 8" x 10" x 1/8" panel
 - ▶ One 9" x 12" x 1/4" and one 8" x 10" x 1/4" panel
- Weight: 1.7 lbs.
- Shipping:
 - ▶ Weight: 2.6 lbs.
 - ▶ Box: 11.5" x 14.5" x 2.5"



NUMBER CT-WB-0912

SIENNA TRIPOD & ACCESSORIES

Sienna Tripod

The Sienna Tripod is an exceptional piece of equipment, made by one of the best tripod manufacturers in the world. A good tripod must be strong, lightweight, rugged and rated to support a decent amount of weight; the Sienna tripod excels in all these categories.

This 4 section tripod has aluminum alloy legs and magnesium alloy components which provide fast setup and the durability needed by plein air painters and professional photographers alike.

FEATURES:

- Independent leg spread, with 3 stops
(supply boxes can only be used with legs in standard position)
- Quick lock, anti-rotation leg system
- Center-column hook *(to hang your bag for extra stability and to keep it off the ground)*
- Head mounting setscrews
- Spirit *(bubble)* level and compass
- Fast setup combined with durability
- Comes with spike feet and tool
- Quick release plate *(adapter)* included

SPECS:

- Rated to support 13.2 lbs.
- Max Height: 63-1/2" *(24° leg angle w/column extended)*
- Max Height: 54-1/4" *(24° leg angle w/column retracted)*
- Folded Length: 23"
- Net Weight: 3.9 lbs.
- Shipping:
 - ▶ Weight: 6 lbs.
 - ▶ Box: 25" × 5" × 5"
 - ▶ UPS/FedEx

NUMBER CT-TRI-0158



Tripod Adapter

Extra adapters are available to purchase separately. Have one for each box and change out your workstation in a few seconds!

- Shipping:
 - ▶ Weight: 0.2 lbs.
 - ▶ Box: 7" × 3.5" × 0.25"
 - ▶ UPS/FedEx

Only fits Sienna Tripod

NUMBER CT-QR-0158



Tripod Case

- Shipping:
 - ▶ Weight: 0.8 lbs.
 - ▶ Box: 24" × 7" × 3"

NUMBER CT-AY-0004



Additional Tripod Feet

RUBBER FEET 3PK

- Shipping:
 - ▶ Weight: 0.2 lbs.
 - ▶ Box: 7" × 3.5" × 1.25"

NUMBER CT-AY-0002



METAL FEET 3PK

- Shipping:
 - ▶ Weight: 0.2 lbs.
 - ▶ Box: 7" × 3.5" × 0.75"

NUMBER CT-AY-0003



SIENNA PLEIN AIR PALETTES



Birch Palettes

9" × 10"

- Shipping:
 - Weight: 0.2 lbs.
 - Box: 10" × 9" × 0.175"

NUMBER CT-BP-0910

10" × 12"

- Shipping:
 - Weight: 0.4 lbs.
 - Box: 12" × 10" × 0.175"

NUMBER CT-BP-1012

Glass Palette Inserts

The glass palette insert is an accessory for the **Sienna Pochade Box**. There are two sizes of glass palettes available to match the two sizes of pochade box (*M and L*).

Glass is a wonderful surface to mix paint on. It is very slick and durable. It won't absorb the oil or water in paints and it is easy to clean. The palettes are made with tempered glass, which is much harder and stronger than regular glass. The glass palettes also feature smoothly finished edges making them safe to handle and clean. You can place white or grey paper under the glass (*not provided*) to aid in color mixing.

MEDIUM INSERT: 9" × 10"

- Shipping:
 - Weight: 0.8 lbs.
 - Box: 10" × 9" × 0.175"

NUMBER CT-GP-0910

LARGE INSERT: 10" × 12"

- Shipping:
 - Weight: 1.25 lbs.
 - Box: 12" × 10" × 0.175"

NUMBER CT-GP-1012

Watercolor Palette Inserts

The watercolor palette can be used as a portable palette or as an accessory. It is made of sturdy 2mm thick plastic. A fitted lid protects your paint. Two molded finger tabs allow easy removal of the lid. **Fits:** Sienna Large Pochade Box, Palette Box, and Supply/Palette Box.

8 × 10 PALETTE INSERT

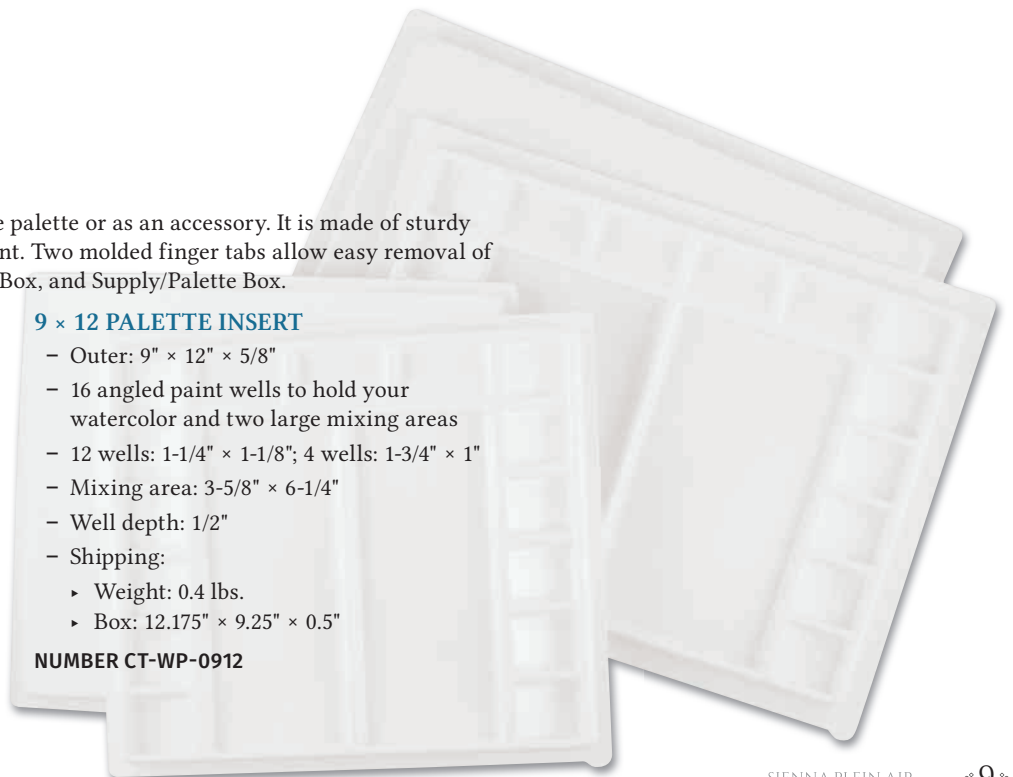
- Outer: 8" × 10" × 1"
- 15 angled paint wells to hold your watercolor and two large mixing areas
- 12 wells: 1-1/4" × 1-1/8"; 3 wells: 1-3/4" × 1"
- Mixing area: 2-3/4" × 6-3/8"
- Well depth: 1/2"
- Shipping:
 - Weight: 0.4 lbs.
 - Box: 10" × 8.75" × 0.5"

NUMBER CT-WP-0810

9 × 12 PALETTE INSERT

- Outer: 9" × 12" × 5/8"
- 16 angled paint wells to hold your watercolor and two large mixing areas
- 12 wells: 1-1/4" × 1-1/8"; 4 wells: 1-3/4" × 1"
- Mixing area: 3-5/8" × 6-1/4"
- Well depth: 1/2"
- Shipping:
 - Weight: 0.4 lbs.
 - Box: 12.175" × 9.25" × 0.5"

NUMBER CT-WP-0912



SIENNA ART BENCH

Art Bench

The Sienna Studio Art Bench is a modern take on the classic drawing bench. A fully adjustable worktop and sliding support arm turn this into a versatile compact workstation, not only for drawing, but for painting too. Baltic birch plywood construction with a cherry stain and lacquer finish, this functional tool is also a stunning piece of furniture.

FEATURES:

- Worktop adjusts in angle as well as height for maximum comfort
- Sliding support arm for small work
- 18" x 24" worktop
- 17-1/2" x 34-1/2" footprint provides stability
- 9" x 27-3/4" seat accommodates most artists
- 18-3/4" bench height
- Versatile and compact
- Shipping:
 - Weight: 37 lbs.
 - Box: 39.25" x 19.5" x 4"

NUMBER CT-SS-BENCH



beautiful and useful for both home studio and classroom



CHECKLIST FOR PLEIN AIR ESSENTIALS:

- Sunscreen, large-brimmed hat, bug repellent
- Wear neutral/dull clothing, nothing too bright that can cast reflected colors onto your canvas
- Dress in layers
- Something to sit on - extra sweater, cushion or a collapsible stool
- Drinking water and snacks
- Cell phone with camera and a flashlight app
- A bag to put any trash in - do not litter!
- A large garbage bag can be used as an emergency rain poncho
- Painting Equipment
 - Tripod
 - Pochade
 - Paint/Pastels
 - Painting supplies
 - Containers for solvents


Let someone know where you are going, and approximately when you will return. Use common sense when painting en plein air.

SIENNA COUNTERWEIGHT EASEL


Counterweight Easel

The Counterweight Easel has counterbalanced movement supported by standard weight plates. The three versatile canvas holders can accommodate small 8" x 10" painting panels and giant 72" tall canvases.

FEATURES:

- Maximum canvas height: 72"
- Base width/depth: 30" x 30"
- Compact easel height: 67"
- Extended easel height: 93"
- Counterbalanced lifting and lowering of the easel carriage
- Adjust the working height simply by lifting or lowering the handle
- Two knobs lock the carriage in place
- Change from a standing to a seated working position in seconds
- Center mast extends when painting canvases over 48" tall
- Counterbalance requirements (*not included*)
 - ▶ Four 5lb. weight plates - purchased at any sports equipment store
 - ▶ An additional 2-1/2 pound plate is needed when using the optional lower canvas holder
- Four locking rubber casters for mobility
- Shipping:
 - ▶ Weight: 103 lbs. + Skid: 60 lbs.
 - ▶ Box: 68" x 30" x 14"
 - ▶ Truck , partially assembled

NUMBER CT-SS-CWE



LYPTUS® WOOD EASELS

What is Lyptus Wood?

Lyptus® Wood is a new trend in creating more environmentally-responsible products. A premium-grade hardwood, Lyptus® is grown on environmentally-friendly plantations in South America. The plantations are a mix of eucalyptus trees and native tropical forest, ensuring a natural ecosystem.

A naturally-occurring hybrid of *Eucalyptus grandis* and *Eucalyptus urophylla*, Lyptus® forests are 11 times more productive than a temperate forest. Thriving in the warm climate of Brazil, Lyptus® trees are ready for harvest in as little as 14-16 years as opposed to 50-70 years in colder regions.

Not only are Lyptus® plantations using land that had become useless by years of intensive logging and farming, but for every two hectares (1 Hectare = 2.471 Acres) of Lyptus® plantation planted, one hectare of new native forest is planted. The mills used to produce Lyptus® Wood use proprietary technology in a sustainable and an environmentally-friendly manner. The entire process from planting to pruning to manufacturing is carried out with the environment in mind.

GRAIN: Straight grain and fine, even texture

CHARACTERISTICS: Because trees are hand-pruned throughout their growing years, wood is very uniform and has fewer knots.

DURABILITY: Lyptus® has similar density, strength and technical properties as hardwood maple. Lyptus® is about 45% heavier than Mahogany, the boards are much straighter, flatter and smoother.


COLOR: The color of Lyptus® varies from pink to pale red-brown with dark pink variations.

FINISHING: Lyptus® is receptive to all common types of finishing, including both water and solvent based lacquers, various types of pigments, oils and waxes.

Please note: that there may be natural variances in the color of our Lyptus® Wood Easels and an occasional change in logo placement. These variances are to be considered a testament to the uniqueness of each easel and not a defect.

TRUCK SHIPMENTS NOTICE:

- Liftgate or Dock Required
- Easels, Flat Files & Taborets over 50lbs. will ship flat on a skid. This may add up to 70lbs. to the weight.




A Plastic casters included.

Lyptus Wood Santa Fe II Easel

This easel is excellent for most large work. An artist can work sitting or standing, with a variety of easily adjusted settings and angles. It features a double laminated quad base, side frames and sturdy H-frame construction. An adjustable extension on the main frame allows added solidity for larger canvases.

The Lyptus Santa Fe II comes with two top canvas holders. The self-leveling bottom tray/palette features a melamine paint mixing surface with two large stainless steel canisters. Its marine style winch raises and lowers easily allowing works weighing up to 200 lbs.

- Maximum canvas height: 106"
- Base width/depth: 24" x 30"
- Compact easel height: 78"
- Extended easel height: 129"
- Bottom tray width: 30"
- Includes front-locking plastic casters
- Shipping:
 - ▶ Weight: 108 lbs. + Skid: 60 lbs.
 - ▶ Box: 75" x 28" x 6"
 - ▶ Truck , partially assembled

NUMBER 886025



Lyptus® regrowth from stump of harvested tree.

LYPTUS® WOOD H-FRAME EASELS



A. Lyptus Wood Dulce Easel

The sliding mast moves independent of the painting tray, offering artists a greater variety of settings in which to work. Alternately, by moving the mast to its lowest setting, especially where ceiling height is a concern, artists can work both sitting and standing allowing for great versatility.

- Maximum canvas height: 84"
- Base width/depth: 21" x 24"
- Compact easel height: 58"
- Extended easel height: 95"
- Self-leveling feet
- Shipping:
 - ▶ Weight: 28 lbs.
 - ▶ Box: 57" x 21" x 4"
 - ▶ UPS, assembly required

NUMBER 840200



B. Lyptus Wood X-Base, H-Frame Easel

- Maximum canvas height: 72"
- Base: 26-1/4" x 27-1/4"
- Compact Easel Height: 51"
- Extended Easel Height: 86"
- Easel allows for standing use, seated use or use with a wheelchair
- Single adjustment point for tilt
- Folds flat for easy storage
- Shipping
 - ▶ Weight: 20.5 lbs.
 - ▶ Box: 47.5" x 7.25" x 5.5"
 - ▶ UPS, assembly required

NUMBER 880700-001

Extra parts available for the X-Base easel: Also fits: Lyptus Dulce.

B1. TOP CANVAS HOLDER

Shipping: 0.8 lbs., 11" x 2.75" x 3.5"

NUMBER 840210

B2. MIDDLE CANVAS HOLDER

Shipping: 1.2 lbs., 13" x 3" x 4.5"

NUMBER 840220




C. Lyptus Wood Bassett Easel

This easel has a ratchet system for easy canvas height adjustment and goes past a vertical tilt.

- Maximum canvas height: 39"
- Base width/depth: 20-1/2" x 21"
- Compact easel height: 54-1/2"
- Extended easel height: 86"
- Ratchet-style bottom tray adjustment
- Self-leveling feet
- Shipping:
 - ▶ Weight: 21 lbs.
 - ▶ Box: 55" x 20" x 5"
 - ▶ UPS, assembly required

NUMBER 886044



B1

B2

LYPTUS® WOOD H-FRAME EASELS

H-Frame Easels are sturdy due to their rectangular frame and bases. Some models are support very large canvases. Some H-Frame easels will allow a forward tilt, and others have crank adjustments (Santa Fe II) and multiple paint tray features that give artist the flexibility to work large or small on the same easel. Many H-Frame easels can be folded flat for storage and transport, but please note they are heavier than A-Frame and Single-Mast easels.



A



B



C

a. Lyptus Wood Aztec Easel

This adjustable H-frame easel folds flat for easy storage. The bottom tray adjusts with the mast and a wood clamp unit keeps it all secure.

- Maximum canvas height: 51"
- Base width/depth: 20" × 20-1/8"
- Compact easel height: 58"
- Extended easel height: 98"
- Self-leveling feet
- Shipping:
 - Weight: 19 lbs.
 - Box: 60" × 20" × 4"
 - UPS, assembly required

NUMBER 886001

b. Lyptus Wood Lobo Easel

Made of Lyptus® wood, this easel is fully adjustable and can be used horizontally for watercolor work, vertically for oils and acrylic or tilted forward for pastels. The base shelf measures 21-3/4" × 28".

- Maximum canvas height: 60"
- Base width/depth: 24" × 29-3/4"
- Extended easel height: 96"
- Horizontal table height: 36"
- Shipping:
 - Weight: 28 lbs.
 - Box: 55" × 29" × 6"
 - UPS, partially assembled

NUMBER 883201

c. Lyptus Wood Belmont Easel

This portable and versatile easel has two plastic wheels for easy mobility. It can be positioned in horizontal, vertical and past vertical positions.

- Maximum canvas height: 72"
- Base width/depth: 16-1/2"(w/o wheels)/ 22-1/4"(w/wheels) × 20-3/4"
- Compact easel height: 45"
- Extended easel height: 84"
- Horizontal table height: 38"
- Shipping:
 - Weight: 26 lbs.
 - Box: 52" × 27" × 5"
 - UPS, partially assembled

NUMBER 886021

LYPTUS® WOOD A-FRAME EASELS

A-Frame/Lyre Easels use their triangular support to provide a stable base for your painting. Most versions of this easel can be stored flat. They normally do not allow for a forward tilt, although some "adjustable" lyres may allow a slight vertical tilt for pastel work. Canvas size can be somewhat limited compared to an H-Frame easel. The design of this easel, with a single leg in the back, allows you to use it in a corner or in tight spaces.



A. Lyptus Wood Cascade Easel

This adjustable lyre easel features vertical tilt and a non-slip ratchet system for easy canvas height adjustment.

- Maximum canvas height: 49"
- Base width/depth: 35" × 31"
- Compact easel height: 67"
- Extended easel height: 85"
- Ratchet-style mast adjustment
- Shipping:
 - ▶ Weight: 19 lbs.
 - ▶ Box: 66" × 5" × 4"
 - ▶ UPS, assembly required

NUMBER 886042

B. Lyptus Wood Mantoya Easel

An adjustable A-frame easel with a canvas holder that adjusts on the center mast. Folds flat for storage.

- Maximum canvas height: 46"
- Base width/depth: 26-1/2" × 22-1/4"
- Extended easel height: 67"
- Shipping:
 - ▶ Weight: 13 lbs.
 - ▶ Box: 61" × 6" × 4"
 - ▶ UPS, assembly required

NUMBER 886002

C. Lyptus Wood Navajo Easel

This easel adjusts easily to a variety of positions for sitting or standing and folds flat for storage.

- Maximum canvas height: 41-1/2"
- Base width/depth: 27-1/2" × 22"
- Extended easel height: 58"
- Shipping:
 - ▶ Weight: 8 lbs.
 - ▶ Box: 53" × 4" × 3"
 - ▶ UPS, assembly required

NUMBER 885301

TABLE TOP EASELS

*Great for plein air painting or travel
Lightweight for students who need to bring an easel to class
Easily packed to use for store or conference displays
Inexpensive and very versatile
Great for artists who have no floor space!*



A. Lyptus Wood Deluxe Table Top Easel

- Maximum canvas height: 40"
- Base width/depth: 18" × 18-1/4"
- Compact easel height: 27-1/4"
- Extended easel height: 48-3/4"
- Shipping:
 - Weight: 11 lbs.
 - Box: 28" × 19" × 5"

NUMBER 844200

B. Lyptus Wood Racine Table Top Easel

- Maximum canvas height: 24"
- Base width/depth: 12-1/2" × 13-3/4"
- Extended easel height: 30-1/2"
- Shipping:
 - Weight: 5 lbs.
 - Box: 28" × 14" × 3"
 - UPS, assembly required

NUMBER 886031

C. Richeson Bennett

- Maximum canvas height: 12"
- Base width/depth: 6-1/4" × 5-1/2"
- Extended easel height: 17-1/2"
- Shipping:
 - Weight: 1 lb.
 - Box: 18" × 7" × 3"
 - UPS, assembly required

NUMBER 696011

D. Richeson Seneca

- Maximum canvas height: 22"
- Base width/depth: 11" × 12-3/4"
- Compact easel height: 30"
- Extended easel height: 39"
- Shipping:
 - Weight: 4 lbs.
 - Box: 27" × 12" × 4"
 - UPS, assembly required

NUMBER 696008

E. Richeson LaVara

- Maximum canvas height: 24"
- Base width/depth: 10-1/4" × 10"
- Compact easel height: 16-3/4"
- Extended easel height: 27"
- Shipping:
 - Weight: 3 lbs.
 - Box: 17" × 11" × 3"
 - UPS, assembly required

NUMBER 885101

RICHESON PINE EASELS



A. Richeson Pine Adjustable Lyre Easel

- Max. canvas height: 77"
- Minimum canvas height: 8"
- Base width/depth: 26" x 30"
- Compact easel height: 67"
- Extended easel height: 100"
- Top canvas holder: 14" wide
- Bottom canvas holder: 26" wide
- Folds flat for storage
- Shipping:
 - ▶ Weight: 23 lbs.
 - ▶ Box: 65" x 27" x 4"
 - ▶ UPS, Partially assembled

NUMBER 882250

B. Richeson Pine Lobo Easel

- Max. canvas height: 60"
- Base width/depth: 24" x 27"
- Hoz. table height: 36"
- Extended easel height: 96"
- Base shelf: 21-3/4" x 28"
- Fully adjustable
- Can be used vertically or horizontally
- Shipping:
 - ▶ Weight: 20 lbs.
 - ▶ UPS, Partially assembled

NUMBER 882255



Lobo Easel shown in horizontal position for watercolor

C. Richeson Pine Dulce Easel

- Max. canvas height: 84"
- Base width/depth: 21" x 24"
- Compact easel height: 58"
- Extended easel height: 95"
- Great versatility in working height
- H-frame construction and quad base offer maximum stability
- Shipping:
 - ▶ Weight: 22 lbs.
 - ▶ UPS, Partially assembled

NUMBER 882260

D. Richeson Pine Navajo Easel

- Max. canvas height: 41-1/2"
- Base Width/Depth: 27-1/2" x 22"
- Extended Easel Height: 58"
- Folds flat for easy storage and transport
- Adjusts easily to a variety of positions
- Can be used sitting or standing
- Shipping:
 - ▶ Weight: 9 lbs.
 - ▶ UPS, Partially assembled

NUMBER 882265

Richeson Pine Easels are a supreme easel choice for those artists looking for a high quality easel in an economically-priced wood. These are great for students and weekend-artists alike!

LIGHTWEIGHT DISPLAY EASELS



A. Double-Sided Lyptus

Offering two working or display surfaces, this easel makes an elegant stand for holding canvases, drawing boards, newsprint pads, posters, finished paintings and more! Folds flat for easy storage. Great for limited space in classrooms! 4 pegs included.

- Base width/depth: 27-1/2" × 29-1/2"
- Easel height: 69"
- Shipping:
 - Weight: 14 lbs.
 - Box: 72" × 29" × 3"
 - UPS, partially assembled

NUMBER 886005

Additional Pegs 4pk

NUMBER 886060



Richeson JJ Easels

Great for plein air painting, these easels are lightweight and easily packed up for travel. They are perfect for students, in-store use and conference displays. These inexpensive and very versatile easels are perfect for artists who have limited floor space!

B. JJ Easel

- Extended easel height: 64"
- Bagged with header
- Shipping:
 - Weight: 3 lbs.
 - UPS assembly required

NUMBER 696111

C. JJ Table Top


- Extended easel height: 21"
- Bagged with header
- Shipping:
 - Weight: 2 lbs.
 - UPS, assembly required

NUMBER 696085

FLAT FILES

Oak Flat File

Designed to ship unassembled, this flat file assembles into a sturdy piece of furniture. Each of the drawers are large enough to hold full sheets of artists' paper.

- Drawer Internal: 36-3/4"(w) × 25-1/8"(d) × 2"(h)
- Drawer External: 39"(w) × 28-3/4"(d) × 3"(h)
- Ships knockdown on a skid
- Shipping:
 - ▶ Truck , assembly required
 - ▶ Weight does not include skid and is approximate. Skid adds roughly 50lbs. and is 4" high by 48" wide (2" longer than flat file).
 - ▶ Liftgate or dock required

OAK FLAT FILE ASSEMBLY

For a nominal fee, let us take care of the assembly and we will ship the assembled unit to you! Note: Crate fee will be determined by flat file size.

NUMBER 880124

NUMBER	DESCRIPTION	APPROXIMATE SIZE ASSEMBLED (w×d×h)
880116	3 Drawer	41-1/2" × 28" × 14-1/8"
880117	5 Drawer	41-1/2" × 28" × 19-3/4"
880120	8 Drawer	41-1/2" × 28" × 29-7/8"
880118	10 Drawer	41-1/2" × 28" × 35-3/4"
880119	15 Drawer	41-1/2" × 28" × 51-3/4"



Holds full sheets of watercolor/artist paper

NUMBER	DESCRIPTION	APPROXIMATE SIZE SHIP (w×d×h)	APPROXIMATE WEIGHT
880116	3 Drawer	48" × 31.5" × 14"	112 lbs.
880117	5 Drawer	48" × 31.5" × 16.75"	143 lbs.
880120	8 Drawer	48" × 31.5" × 20.75"	218 lbs.
880118	10 Drawer	48" × 31.5" × 23.5"	249 lbs.
880119	15 Drawer	48" × 31.5" × 30.25"	355 lbs.

**For accurate shipping costs, please contact customer service.*

**Item weight does not include skid weight.*



PLEIN AIR EQUIPMENT

A. Richeson Weston Full French Easel

- Includes an 11" × 16" wooden palette
- Maximum canvas height: 34"
- Closed dimensions: 16" × 22"
- Shipping:
 - Weight: 13 lbs.
 - Box: 25" × 18" × 8"
 - UPS, assembly required

NUMBER 696303

B. Richeson Weston Half French Easel

- Includes a hinged wooden palette measuring 11" × 16"
- Maximum canvas height: 34"
- Closed dim: 10-1/4" × 22-1/2"
- Shipping:
 - Weight: 10 lbs.
 - Box: 25" × 13" × 8"
 - UPS, assembly required

NUMBER 696302

French Easels can be used as a table top easel when the legs are folded up!



B

An artist's work may take him to out of the way places with strange sounding names. Or maybe she's just a few yards down the trail where the light is better and the light is brighter. Wherever artists may find their vision, our selection of Plein Air Equipment is sure to include the most dependable traveling companions. Whether a beginner or a professional, there is a Plein Air Easel made just for you!



Richeson Shelf Help®

Expand your outdoor workspace! Shelf Help® is available for right and left handed artists. It works beautifully with our French Easels.

Each lightweight aluminum shelf features a slotted side edge to hold up to 10 brushes and comes with a plastic brush holder and two adjustable elastic straps to hold the brush holder and other tools.

Shelves are made to attach to most common sized easels and up to two shelves will fit inside most French Easels.

16-1/4"(l) × 10-1/2"(w).

NUMBER 696305 RIGHT HAND SHELF

NUMBER 696306 LEFT HAND SHELF



C

STOOLS



Colored Metal Stools

- These brightly colored stools are great for any studio or office
- Adjusts from 17-1/2" to 22-7/8" tall
- Smooth rolling casters make for easy mobility
- Perfect while painting, in class or at a computer desk
- Great for teen desks and dorm rooms
- Shipping: 15 lbs.

NUMBER	DESCRIPTION
693001	Black
693002	Red
693003	Blue
693004	Yellow

Lyptus Wood & Steel Stools

Elegant and functional stools. Renewable Lyptus wood seat and black steel legs. Perfect for the home, the studio or the classroom.

Footprint - 11.4"

NUMBER	STYLE	SEAT	HEIGHT	SHIPPING
599018	Square	12.5" x 12.5"	18"	12 lbs.
599024	Square	12.5" x 12.5"	24"	13 lbs.
599030	Square	12.5" x 12.5"	30"	14 lbs.
693018	Round	13.4"	18"	12 lbs.
693024	Round	13.4"	24"	13 lbs.
693030	Round	13.4"	30"	14 lbs.



Traditional Wood Stool

This heavy-duty hardwood folding stool features a leather seat and folds compact for storage and transport.

200lb. capacity

Folded: 24"; Stands: 19"

NUMBER 694061



RICHESON STEEL EASELS & RACKS



Italian Steel Tripod Easels

High quality steel easels with an excellent finish and sturdy fittings. For use indoors and out, Richeson's portable steel easels give you the best performance possible. Lightweight aluminum easels may blow over in the wind but the extra weight of steel keeps these easels steady. Adjusts to a horizontal position for watercolor work.

- Maximum canvas height: 29"
- Hoz. table height: 31" - 54"
- Extended easel height: 80"
- Shipping:
 - Weight: 7 lbs.
 - Box: 35" x 5" x 4"
 - UPS

NUMBER	DESCRIPTION
694050	Aluminum & Chrome
694051	Black & Chrome
694052	Red & Chrome
694053	White & Chrome
694056	Yellow & Chrome



Black Steel Print Rack

- Base width/depth: 35" x 20"
- Rack height: 33"
- Gusset: 6"
- Shipping:
 - Weight: 16 lbs.
 - Box: 34" x 23" x 4"
 - UPS, assembly required

NUMBER 696070




Italian Table Easel

This black and chrome easel clamps to table tops, chair backs and many other surfaces, whether vertical, horizontal or angled. It is sturdy enough to use for work and attractive enough to use for display. It firmly holds work in place. Maximum canvas height is 29".

NUMBER 694047

Wow! Clamps on to virtually any surface!

RICHESON PRINT RACKS



*See the
BEST Catalog for
other styles of
print racks*

Ambrosia Print Rack

- Base width/depth: 37" × 22"
- Rack height: 32"
- Gusset: 6-7/8"
- Shipping:
 - ▶ Weight: 28 lbs.
 - ▶ Box: 36" × 33" × 4"
 - ▶ UPS, assembly required

NUMBER 886011

Portable storage!

*Great for conferences, exhibits at malls
or art shows. Great when you have to
transport or set up a show by yourself!*

Richeson Canvas Print Racks

These great print racks are lightweight and fold flat for easy storage! They have a support bed of black canvas that is sewn on to a sturdy, black 5/8" aluminum tube frame with rubber feet. All have hand holes for carrying. A great way to display or store prints and paintings! Carton dimensions are before "inner boxing". All 3 sizes ship UPS.

SMALL RACK – 4" GUSSET

Dimensions: 18"(w) × 18"(h)
Box Dims/WT: 24" × 20" × 3"; 4 lbs.

NUMBER 692042

MEDIUM RACK – 6" GUSSET

Dimensions: 24"(w) × 36-1/2"(h)
Box Dims/WT: 26" × 26" × 3"; 8 lbs.

NUMBER 692043

LARGE RACK – 6" GUSSET

Dimensions: 36"(w) × 36-1/2"(h)
Box Dims/WT: 37" × 26" × 3"; 11 lbs.

NUMBER 692044

Jack Richeson & Co., Inc.

557 Marcella Street
 P.O. Box 160
 Kimberly, WI 54136-0160

Change Service Requested

Easels & Furniture_IH | November 17, 2021

CONTENTS

<i>Flat Files</i>19	<i>Richeson Pine Easels</i>17
Oak Flat File	Richeson Pine Adjustable Lyre Easel
Oak Flat File Assembly	Richeson Pine Lobo Easel
<i>Lightweight Display Easels</i>18	Richeson Pine Dulce Easel
Double-Sided Lyptus	Richeson Pine Navajo Easel
Additional Pegs 4pk	<i>Richeson Print Racks</i>23
Richeson JJ Easels	Ambrosia Print Rack
JJ Easel	Richeson Canvas Print Racks
JJ Table Top	<i>Richeson Steel Easels & Racks</i>22
<i>Lyptus® Wood A-Frame Easels</i>15	Italian Table Easel
Lyptus Wood Cascade Easel	Italian Steel Tripod Easels
Lyptus Wood Mantoya Easel	Black Steel Print Rack
Lyptus Wood Navajo Easel	<i>Sienna Canvas/Panel Holders</i>6
<i>Lyptus® Wood Easels</i>12	Canvas/Panel Holder
Lyptus Wood Santa Fe II Easel	Canvas Holder
<i>Lyptus® Wood H-Frame Easels</i>13	Compact Canvas Holder
Lyptus Wood Dulce Easel	<i>Sienna All-In-One Pochade Box</i>3
Lyptus Wood X-Base, H-Frame Easel	All In One Pochade Box
Lyptus Wood Bassett Easel	Supply Hangers
Top Canvas Holder	<i>Sienna Art Bench</i>10
Middle Canvas Holder	<i>Sienna Counterweight Easel</i>11
<i>Lyptus® Wood H-Frame Easels</i>14	<i>Sienna Pastel Pochade & Pastel Inserts</i>4
Lyptus Wood Aztec Easel	Pastel Box Insert
Lyptus Wood Lobo Easel	Medium Pastel Box
Lyptus Wood Belmont Easel	Large Pastel Box
<i>Plein Air Equipment</i>20	Pastel Box
Richeson Weston Full French Easel	Pastel Grid
Richeson Weston Half French Easel	<i>Sienna Plein Air Palettes</i>9
Richeson Shelf Help®	Birch Palettes
	Watercolor Palette Inserts
	Glass Palette Inserts

NUMERICAL INDEX

<i>Sienna Plein Air Pochade Boxes</i>2	Medium Pochade Box	692042	23	886031	16
	Large Pochade Box	692043	23	886042	15
<i>Sienna Supply Boxes</i>5		692044	23	886044	13
	Palette Box	694047	22	886060	18
	Supply/Palette Box	694061	21	CT-AY001	3
	Supply Box	696008	16	CT-AY-0002	8
<i>Sienna Tripod & Accessories</i>8		696011	16	CT-AY-0003	8
	Sienna Tripod	696070	22	CT-AY-0004	8
	Tripod Adapter	696085	18	CT-BCK-1814	7
	Tripod Case	696111	18	CT-BP-0910	9
	Additional Tripod Feet	696302	20	CT-BP-1012	9
	Rubber Feet 3pk	696303	20	CT-GP-0910	9
	Metal Feet 3pk	696305	20	CT-GP-1012	9
<i>Sienna Ultimate Plein Air Backpack & Wet Panel Box</i>7		696306	20	CT-PB-0910	2
	Wet Panel Box	840200	13	CT-PB-1012	2
	Ultimate Plein Air Backpack	840210	13	CT-PB-1014	3
<i>Stools</i>21		840220	13	CT-PB-1411	4
	Lyptus Wood & Steel Stools	844200	16	CT-PP-0810	4
	Colored Metal Stools	880124	19	CT-PP-0912	4
	Traditional Wood Stool	880700-001	13	CT-PS-020	6
<i>Table Top Easels</i>16		882250	17	CT-PS-030	6
	Lyptus Wood Deluxe Table Top Easel	882255	17	CT-PS-100	5
	Lyptus Wood Racine Table Top Easel	882260	17	CT-PS-101	4
	Richeson Bennett	882265	17	CT-PS-120	5
	Richeson Seneca	883201	14	CT-QR-0158	8
	Richeson LaVara	885101	16	CT-SB-0101	5
		885301	15	CT-SS-BENCH	10
		886001	14	CT-SS-CWE	11
		886002	15	CT-TRI-0158	8
		886005	18	CT-WB-0912	7
		886011	23	CT-WP-0810	9
		886021	14	CT-WP-0912	9
		886025	12		